

Hostinger Coupon Code for Hosting Renewal (2026) Save on Your Renewal Bill

If your Hostinger hosting plan is coming up for renewal and you are worried about the **jump from the introductory price to the standard renewal rate**, you are not alone.

This is one of the most searched topics among existing Hostinger users in India, and for good reason.

 [Claim 50% Hostinger Discount](#)

Best Ways to Get a Hostinger Renewal Coupon Code (2026)

Hostinger does not publish a universal renewal coupon code that works for all existing users. Instead, renewal discounts are delivered through **five main channels** — all of which we cover in detail below.

 [Claim 50% Hostinger Discount](#)

1. Check Your hPanel Dashboard for a Renewal Discount

The most consistent source of Hostinger renewal discounts is your **hPanel account dashboard** itself. Log in to your Hostinger account, navigate to **Billing** → **Subscriptions**, and select the plan you want to renew. Hostinger frequently displays a **loyalty discount or early renewal offer** directly on this screen — typically between 10% and 30% off the standard renewal price. This offer is personalised and not visible without logging in.


 [Claim 50% Hostinger Discount](#)

How to find it:

1. Log in to your Hostinger account at hpanel.hostinger.com
2. Go to **Billing** in the left sidebar
3. Click **Subscriptions** and find your active hosting plan
4. Click **Renew** or **Manage** next to the plan
5. Check if a **discount badge or loyalty offer** is displayed on the renewal screen
6. If an offer is shown, apply it before completing the renewal payment

2. Check Your Registered Email for a Hostinger Renewal Coupon

Hostinger sends **renewal reminder emails** to your registered email address approximately **30 to 60 days before your plan expires**. These emails frequently include a **personalised coupon code** or a direct renewal link with a discount pre-applied. Check your inbox and spam/promotions folder for emails from **support@hostinger.com** or **billing@hostinger.com**.

 **Tip:** Search your inbox for 'Hostinger renewal', 'Hostinger subscription', or 'Hostinger billing' to surface any discount emails that may have been missed or filtered to spam.

3. Contact Hostinger Live Chat and Ask for a Renewal Discount

Hostinger's **24/7 live chat support** agents have the ability to apply **loyalty discounts** to renewal orders for customers who have been with Hostinger for 12 months or more. This is not guaranteed, but it is widely reported to work — especially if you politely mention that you are considering switching providers due to the renewal price increase.

 [Claim 50% Hostinger Discount](#)


What to say to the live chat agent:

- Mention that you are a loyal customer who has been with Hostinger for [**X months/years**]
- State that the renewal price increase from your intro rate to the standard rate is a concern
- Ask if there is a **loyalty coupon, renewal discount, or retention offer** available for your account
- If declined, ask to speak with a senior support agent or billing specialist

4. Renew Early to Lock In a Better Rate

 **Always Available | Best Strategy for Budget Planning | Saving: Varies by Plan**

Hostinger occasionally runs **early renewal promotions** where existing users can renew their plan before it expires at a discounted rate — sometimes close to the introductory price. Even without a formal promotion, renewing early for a **longer billing period (24 or 48 months)** results in a significantly lower per-month rate than renewing month-to-month or for 12 months at the standard renewal price.

 [Claim 50% Hostinger Discount](#)

5. Upgrade Your Plan at Renewal for a Better Price-Per-Feature

✔ **Smart Strategy | Best for Growing Websites | Often Cheaper Than Renewing Same Plan**

This is counterintuitive but widely used by experienced Hostinger users: **upgrading to a higher plan tier at the time of renewal** often carries a new-user-style introductory price on the higher plan — making the upgraded plan sometimes cheaper per month than renewing your current plan at standard rates. For example, renewing Business Hosting at the introductory rate can cost less than renewing Premium Shared at the standard renewal rate.


 [Claim 50% Hostinger Discount](#)

How to Renew Your Hostinger Hosting Plan and Apply a Coupon (Step by Step)

Follow these steps to renew your Hostinger hosting plan and apply any available renewal discount or coupon code:

7. **Log in to your Hostinger account** at hpanel.hostinger.com using your registered email and password.
8. **Navigate to Billing** → **Subscriptions** in the left-hand sidebar of hPanel.
9. **Locate your hosting plan** in the subscriptions list and check its expiry date. Plans expiring within 30 days usually have the best renewal discount offers visible.
10. **Click 'Renew' next to your plan** — This opens the renewal screen. Carefully check for any **loyalty discount, promotional badge, or special renewal offer** displayed on this page.

11. **Select your renewal period** — Choose 12, 24, or 48 months. Longer periods always result in a lower effective monthly rate. If you plan to stay with Hostinger long-term, 48 months is the best value.
12. **Enter your coupon code if you have one** — If Hostinger emailed you a personalised renewal code, enter it in the **'Have a coupon?' or 'Promo code'** field on the checkout page.
13. **Confirm the discounted total** — Verify the final price shown reflects any discount before proceeding to payment.
14. **Complete payment** — Pay using UPI, Paytm, debit card, credit card, net banking, or PayPal.
15. **Save your receipt** — Download or screenshot your renewal receipt from the Billing section for your records.

 **Best Time to Renew:** Renew **30 to 45 days before your plan expires**. This is when Hostinger is most likely to show a loyalty discount on the renewal screen and most likely to have sent a coupon to your registered email. Waiting until the last minute reduces the chance of finding a discount.

Hostinger Renewal Pricing vs. Introductory Pricing — Full Comparison (2026)

Understanding the gap between what you paid initially and what Hostinger charges at renewal is essential to planning your next steps. The table below shows **introductory price vs. standard renewal rate** across Hostinger's most popular plans.

Plan	Intro Price	Standard Renewal	Best Renewal Strategy	Est. Saving
Single Shared	₹69/mo	₹349/mo	Upgrade + extend term	Up to 70%
Premium Shared	₹129/mo	₹549/mo	Upgrade + extend term	Up to 68%

Business Hosting	₹179/mo	₹849/mo	Upgrade plan tier	Up to 65%
Cloud Startup	₹399/mo	₹1,499/mo	Upgrade + extend term	Up to 60%
VPS KVM 1	₹289/mo	₹579/mo	Upgrade to KVM 2	Up to 40%

** Introductory prices are for the 48-month first billing cycle. Standard renewal prices are Hostinger's published rates as of 2026. 'Best Renewal Strategy' refers to the approach most likely to reduce your renewal cost. Actual renewal discounts vary by account and are not guaranteed.*

⚠ The Renewal Price Gap Is Real — Plan Ahead:

As the table shows, the standard renewal price can be **3× to 5× higher** than the introductory rate. This is standard practice across most web hosting providers — not unique to Hostinger. The strategies in this guide are your best tools for closing that gap.

How Much Can You Save on Hostinger Renewal? (Real Numbers)

Using the Premium Shared Hosting plan as a concrete example, here is how much different renewal strategies save you annually compared to paying the full standard renewal price.

Scenario	Monthly Cost	Annual Cost	vs. Full Renewal	Action
Pay full renewal price	₹549/mo	₹6,588/yr	—	Do nothing

Renew early (hPanel)	~₹384/mo	~₹4,608/yr	Save ~₹1,980/yr	Log in → Renew now
Extend to 24 months	~₹329/mo	~₹3,948/yr	Save ~₹2,640/yr	Select 24-mo at renewal
Upgrade + extend 48 mo	~₹179/mo	~₹2,148/yr	Save ~₹4,440/yr	Upgrade to Business

The **single most impactful action** you can take is to **avoid month-to-month renewal** and commit to a 24 or 48-month period when renewing. Even at the standard renewal rate, choosing 48 months instead of paying monthly can cut your effective monthly cost by 30% or more.

Hostinger Renewal Coupon Strategies — Which One Is Right for You?

Not every renewal strategy works for every user. Use the comparison table below to identify the best approach for your situation.

Strategy	Discount Available	Best For
Renew early (before expiry)	Up to 30% OFF via hPanel	All existing users
Upgrade plan tier at renewal	Up to 50% OFF on new tier	Users needing more resources
Extend billing period at renewal	Better per-month rate	Budget-conscious users
Contact live chat for coupon	Up to 20% loyalty discount	Long-term customers 1+ yr

Sign up with new account (fresh)	Up to 80% OFF first-time deal	If starting fresh is viable
Wait for Black Friday renewal deal	Up to 50% OFF seasonal	November — not always available

 [Check Current Hostinger Pricing & New-User Deals](#)

Cannot Find a Hostinger Renewal Coupon? Here Are Your Best Alternatives

Option A — Start Fresh With a New Hostinger Account

If you are unable to find a satisfactory renewal discount through hPanel or live chat, and your website data can be migrated cleanly, **starting a new Hostinger account** gives you access to the full first-time user discount of **up to 80% off** — significantly better than any renewal coupon. You would need to cancel your existing subscription before expiry to qualify for a refund (within the 30-day money-back window), migrate your website files, and register a new account under a different email address.

Note: This approach requires technical steps — website migration, DNS updates, and email reconfiguration. If you are not comfortable doing this, Option B or C below may be more practical.

 [Start Fresh — Claim Hostinger's First-Time 80% OFF Deal](#)

Option B — Upgrade Your Plan at Renewal

As mentioned in Section 1, upgrading to a higher Hostinger plan at the time of renewal frequently unlocks an **introductory-style discount on the new, higher plan** — which can result in a lower effective monthly cost than renewing your current plan at the standard rate. For example:

- **Renewing Premium Shared at standard rate:** ~₹549/month

- **Upgrading to Business Hosting at new-tier intro rate:** ~₹179/month
- **Net saving by upgrading:** ~₹370/month — with better features included

Contact Hostinger's live chat or check your hPanel upgrade options to see what introductory pricing is available for a plan upgrade at your renewal date.

Option C — Switch to a Longer Billing Period

If you are currently on a 12-month renewal cycle, simply **switching to a 24-month or 48-month renewal period** at the time of renewal will significantly reduce your effective monthly rate — even at the standard renewal price. The per-month cost on a 48-month renewal is typically **25–35% lower** than the same plan renewed for 12 months.

Option D — Contact Support During Hostinger Promotions

Hostinger periodically runs **site-wide promotions** — particularly around **Diwali, Holi, Independence Day, Republic Day, Black Friday, and New Year** — during which renewal discounts may be available to existing users. Watch your registered email inbox and Hostinger's official website for these promotional windows, and renew during them if possible.

Special Hostinger Renewal Scenarios — India Users (2026)

Hostinger Domain Renewal Coupon Code

Domain renewals follow a different pricing structure from hosting renewals. A domain registered free in your first year will renew at **Hostinger's standard domain renewal rate** — typically ₹799 to ₹1,499/year depending on the TLD (.com, .in, .net, etc.). To reduce domain renewal costs:

- **Check hPanel for a domain renewal discount** — sometimes shown in the Domains section
- **Consider transferring your domain** to a cheaper registrar (e.g., Namecheap, Cloudflare Registrar) after your first year
- **Look for Hostinger domain promotion emails** sent around renewal time
- If you no longer need the domain, allow it to expire rather than paying the renewal rate

Hostinger Email Hosting Renewal

If you use Hostinger's **Titan Email** or **Google Workspace integration** for professional email hosting, renewal pricing is managed separately from your web hosting plan. Log in to hPanel and check **Emails** → **Manage** for any renewal discount offers applicable to your email subscription.


Hostinger VPS Renewal Coupon

VPS hosting renewal coupons are among the hardest to find on Hostinger, as VPS plans operate on different billing logic from shared hosting. The most reliable way to reduce VPS renewal costs is to **upgrade to a higher VPS tier at renewal** — which often carries a new-tier introductory price — or to **contact Hostinger live chat** and specifically request a VPS loyalty discount as a long-term customer.

What Happens If You Do Not Renew Your Hostinger Plan?

If you allow your Hostinger hosting plan to expire without renewing, the following sequence typically occurs:

16. **Day 1–7 after expiry:** Your website goes offline. Files and databases are retained but inaccessible.
17. **Day 7–30 after expiry:** Account enters a grace period. You can still renew and restore your site.
18. **Day 30+ after expiry:** Account data (files, databases, emails) may be permanently deleted. This is irreversible.

 **Always renew or back up before expiry.** Download a full backup of your website files and databases from hPanel at least one week before your plan expires — regardless of your renewal decision. Hostinger does not guarantee data retention after the grace period.

 [Need a Better Deal? Explore Hostinger's Current Best Offers](#)

Top Tips to Reduce Your Hostinger Renewal Cost in 2026

Summarised below are the most practical actions existing Hostinger users can take to lower their renewal bill in 2026:

- **Renew 30–45 days early** — The hPanel renewal screen shows loyalty discounts most reliably in this window
- **Check your email inbox** — Search for Hostinger renewal emails in all folders including spam and promotions
- **Use live chat** — Ask the agent directly for a loyalty or retention discount; be polite but firm
- **Choose a longer billing period** — 48-month renewal is always cheaper per month than 12-month renewal
- **Consider upgrading your plan** — Intro pricing on a higher plan often beats standard renewal on a lower plan
- **Renew during Hostinger promotions** — Diwali, Black Friday, and New Year sales occasionally include renewal discounts
- **Start fresh if viable** — A new account gets up to 80% off; worth the migration effort for long-term users
- **Never let your plan expire** — Always back up your site and renew or migrate before the expiry date

Conclusion: How to Get the Best Hostinger Renewal Coupon Code (2026)

Hostinger does not offer a single public renewal coupon code that works for all existing users in 2026.

Instead, **renewal discounts are personalised** and delivered through three main channels: your hPanel dashboard, your registered email, and Hostinger's live chat support team. The key to getting the best renewal deal is to act **30 to 45 days before your plan expires** — when loyalty discounts are most likely to be visible and when you have enough time to explore alternatives if the discount is insufficient.

If no satisfactory renewal coupon is available, the **most cost-effective strategies** are: extending your billing period to 24 or 48 months, upgrading to a higher plan tier at renewal to access intro-level pricing, or starting a new account to reclaim the full **up to 80% first-time user discount**.

Quick Summary — Hostinger Renewal Coupon Checklist:

- **Step 1:** Log in to hPanel → Billing → Subscriptions → Renew → check for loyalty discount
- **Step 2:** Search inbox for Hostinger renewal emails with personalised coupon codes
- **Step 3:** Contact 24/7 live chat and request a loyalty or retention discount
- **Step 4:** Select 48-month billing at renewal for the lowest per-month rate
- **Step 5:** Consider upgrading your plan or starting fresh if renewal pricing is too high
- **Step 6:** Never let your plan expire — back up your site before any decisions



[Explore Hostinger's Best Current Deals — New & Renewing Users](#)

FAQs — Hostinger Coupon Code for Hosting Renewal

Q1. Does Hostinger offer a coupon code for renewals?

Hostinger does not publish a universal renewal coupon code that works for all existing users. Renewal discounts are personalised — they appear in your hPanel dashboard, are sent to your registered email before plan expiry, or can be requested from Hostinger's live chat support. The discount amount varies by account history and plan type.

Q2. How much does Hostinger charge at renewal?

Hostinger's standard renewal rates are significantly higher than introductory prices. For example, the Premium Shared plan that costs ₹129/month as a first-time deal renews at approximately ₹549/month at the standard rate. The exact renewal price depends on your plan, billing period, and any loyalty discount applied.

Q3. How do I find my Hostinger renewal coupon?

Check three places: (1) Log in to hPanel → Billing → Subscriptions → click Renew next to your plan — a loyalty discount may be shown on this screen. (2) Search your registered email inbox for renewal emails from Hostinger sent in the 30–60 days before your plan expiry. (3) Contact Hostinger's 24/7 live chat and ask for a renewal or loyalty discount directly.

Q4. Can I use a first-time user coupon to renew my Hostinger plan?

No. Hostinger's first-time user coupons and referral discounts (up to 80% off) are exclusively for new accounts making their first-ever purchase. They cannot be applied to renewal orders on existing accounts. If you want to access the first-time discount again, you would need to create a new account.

Q5. What happens if I cannot find a Hostinger renewal coupon?

If no renewal coupon is available, your best options are: (1) Extend your billing period to 24 or 48 months at renewal for a lower per-month rate. (2) Upgrade to a higher plan at renewal — the new plan tier may carry an introductory price. (3) Contact live chat and request a loyalty discount. (4) Start a new account to reclaim the full first-time user discount if website migration is feasible.

Q6. Is there a Hostinger renewal discount for Indian users?

Yes. Hostinger's renewal discounts are available to Indian users under the same conditions as all other users — through hPanel, personalised email offers, and live chat. All renewal payments can be made in INR using UPI, Paytm, debit cards, credit cards, or net banking.

Q7. Can I renew my Hostinger plan early to get a discount?

Yes. Renewing your Hostinger plan 30 to 45 days before expiry is one of the most reliable ways to find a renewal discount. The hPanel renewal screen displays loyalty or early renewal offers most frequently in this window. Renewing early also ensures your website remains online without any interruption.

Q8. Does Hostinger offer a money-back guarantee on renewals?

Hostinger's 30-day money-back guarantee applies to the initial purchase only. It does not apply to renewal payments. If you renew and then decide to leave, Hostinger does not offer a refund on the renewal amount. This makes it especially important to evaluate your renewal options — and any available discounts — carefully before completing payment.

Q9. What is the cheapest way to renew Hostinger hosting?

The cheapest per-month renewal rate comes from choosing the 48-month billing period at renewal. Combined with any loyalty discount available in hPanel or via live chat, this results in the lowest possible effective monthly cost. In some cases, upgrading to a higher plan on a 48-month cycle can be cheaper per month than renewing a lower plan on a 12-month cycle.

Q10. Can I transfer my website to a new Hostinger account to get the first-time discount?

Technically, yes — but it requires effort. You would need to: (1) Back up all website files, databases, and emails from your current account. (2) Create a new Hostinger account using a different email address. (3) Sign up through the first-time user referral link to get up to 80% off. (4) Re-upload your files, restore the database, and reconfigure DNS. This process is viable for technically comfortable users but may require 1–3 hours of work depending on the website's complexity.

 [Claim Hostinger's Best Discount — Up to 80% OFF for New Accounts](#)