


# Kawaii Dinosaur Coloring Pages: Free Printables Full of Cute Dino Magic



© [DinosaurColorPages.com](http://DinosaurColorPages.com)

Alt text: Kawaii baby dinosaur waving hello — free coloring page for kids

If your child loves big eyes, chubby little bodies, and the kind of adorable cartoon style that makes everything ten times cuter, these **kawaii dinosaur coloring pages** are exactly what they have been waiting for. Kawaii — the Japanese word for 'cute' — describes a design style defined by oversized heads, expressive eyes, soft round shapes, and gentle emotional expressions. When applied to dinosaurs, the result is irresistible: prehistoric creatures that feel warm, friendly, and perfectly suited for young colorists aged 2 to 10. This collection brings together the best kawaii

dino designs across a wide range of species, themes, and difficulty levels.

Whether your little artist reaches for crayons, colored pencils, or watercolor paints, every page in this set has been drawn with bold clean outlines and generous coloring regions that reward even the youngest hands. Read on for a full tour of every page, species spotlights, coloring tips, and advice on how to get the most out of each design.

---

## What Makes a Dinosaur Coloring Page Truly Kawaii?

The word kawaii originated in Japanese pop culture and has since become a globally recognized aesthetic that children and adults alike adore. In the world of coloring pages, a kawaii design typically features: eyes that take up a large proportion of the face, a tiny simplified nose, a gentle or playful expression, a rounded chubby body, and minimal sharp edges. The goal is to make even a fearsome predator like the T-Rex feel like something you want to hug rather than run from.

This aesthetic is particularly effective for children's coloring because the simplified forms are easier to color neatly, the emotional expressions spark imaginative play, and the overall look is endlessly appealing. Every page in this collection has been designed with those principles in mind.

---

## The Full Kawaii Dinosaur Coloring Page Collection

Below you will find every design in this free printable set, presented with descriptions and alt-text to help parents, teachers, and caregivers choose the right page for each child.

***Kawaii Dinosaur Waving Hello***




© *DinosaurColorPages.com*

Alt text: Kawaii baby dinosaur with back spines waving one arm — simple coloring page for toddlers

This friendly little dinosaur stands upright and waves with one tiny arm, its round body framed by a row of small dorsal spines. The expression is warm and inviting — perfect as a first coloring page for toddlers or as a greeting card project. Children can color the spines in rainbow order for an extra creative challenge.

***Kawaii Dinosaur Peeking Through the Bushes***




© *DinosaurColorPages.com*

Alt text: Kawaii dinosaur peeking through grass and leaves with wide curious eyes — coloring sheet

Half-hidden behind a lush foreground of leaves and grass, this curious kawaii dino peers out with enormous sparkling eyes and a shy smile. The detailed botanical background — scattered leaves, plant stems, clouds, and a peeking sun — gives older children plenty of extra regions to color while keeping the focal character simple enough for beginners. It is one of the most charming pages in the entire collection.

***Kawaii Dinosaur with a Heart***



© *DinosaurColorPages.com*

Alt text: Kawaii baby brontosaurus sitting with a heart shape beside it — Valentine dinosaur coloring page

A plump, long-necked kawaii dinosaur sits with its stubby legs stretched forward, a bold heart floating beside its smiling face. This page works beautifully as a Valentine's Day card, a Mother's Day project, or simply an everyday expression of affection. Red and pink are the obvious color choices, but children who want to be creative can turn it into a rainbow heart or even a galaxy-themed design.

***Kawaii Dinosaur Holding a Flower***



© *DinosaurColorPages.com*

Alt text: Kawaii baby T-Rex holding a daisy flower — cute nature dinosaur coloring page

A spotty kawaii dinosaur stands sideways, carefully cradling a simple daisy in one small claw. The rows of dorsal spines, the paw-print marking on the hip, and the banded belly all provide satisfying texture areas for coloring. Pair this page with a nature walk or a botany lesson for a cross-curricular activity that kids will love.

***Kawaii Dancing Dinosaur with Stars***



© DinosaurColorPages.com

Alt text: Kawaii T-Rex dancing on one foot surrounded by stars — fun coloring page for kids

Arms outstretched, one foot lifted, and a joyful grin on its face — this dancing kawaii dinosaur is pure happiness on paper. Six bold outline stars scattered around the character give children extra coloring targets and make the finished page feel festive and celebratory. Try gold and silver metallic pencils on the stars for a dazzling effect.

***Kawaii Dinosaur with a Star Balloon***



© DinosaurColorPages.com

Alt text: Kawaii spotted dinosaur holding a star balloon with clouds in the sky — birthday coloring page


Holding a large round balloon decorated with a star, this kawaii dino gazes upward with a contented smile. Fluffy clouds and an open sky background make this page feel airy and joyful. It is an ideal birthday party activity — print one for each child at a dinosaur-themed party and display the finished artwork as decorations.

---

## Kawaii Baby Dinosaur Species Spotlight

Beyond the themed activity pages above, this collection also includes kawaii-style portraits of specific dinosaur species. These pages are wonderful for combining coloring with a little paleontology learning.

### *Kawaii Baby T-Rex*




© [DinosaurColorPages.com](http://DinosaurColorPages.com)

Alt text: Kawaii baby T-Rex standing upright with spots and a big grin — free coloring page

The Tyrannosaurus Rex gets the full kawaii treatment here: oversized round head, tiny arms, spotted body, and an enormous happy grin. Despite being history's most famous predator, this version radiates nothing but friendliness. Great for discussing the difference between real T-Rex anatomy and the cute cartoon version with curious older children.

***Baby T-Rex in a Sunny Meadow***




© *DinosaurColorPages.com*

Alt text: Cute baby T-Rex smiling in a grassy meadow with clouds overhead — kawaii coloring page

Set in a cheerful outdoor scene complete with grass tufts and a fluffy cloud, this baby T-Rex stands proudly with its round spotted body and wide smile. The simple background makes the page feel complete without overwhelming younger colorists. Bright greens for the grass and a pale blue sky produce a gorgeous finished result.

***Kawaii Baby Spinosaurus***



© *DinosaurColorPages.com*

Alt text: Kawaii baby Spinosaurus with large sail fin standing on rocky ground — coloring page for kids

The Spinosaurus is famous for its dramatic dorsal sail, and in kawaii form that sail becomes a beautiful canvas for color. This four-legged baby Spinosaurus stands on a rocky riverbank with a shy smile, its rounded spots and big eye making it instantly lovable. Children can use a gradient of blues and greens on the sail to mimic the patterns seen in reptiles.

***Kawaii Baby Velociraptor Hatching from an Egg***



© *DinosaurColorPages.com*

Alt text: Kawaii baby Velociraptor hatching out of a spotted egg — cute dinosaur coloring page

Possibly the most endearing page in the whole collection: a tiny kawaii Velociraptor peeks out of a cracked egg, the shell still balanced on its head like a little hat. The round egg shape with its polka-dot pattern and the helpless charm of the hatchling make this a favorite among younger children. It also sparks great conversations about how dinosaurs were born and what baby dinosaurs were like.

***Kawaii Baby Triceratops with a Flower***



© *DinosaurColorPages.com*

Alt text: Kawaii baby Triceratops sitting beside a sunflower in a grassy meadow — coloring page

A plump kawaii Triceratops sits beside a tall sunflower, its magnificent frill detailed with elegant ridges and its three horns rendered in a softened, non-threatening style. The grassy meadow background, scattered clouds, and fully detailed sunflower head give this page the richest level of coloring complexity in the set — ideal for children aged 5 and above who are ready for a more involved project.

---

## Kawaii Coloring Tips for Amazing Results

The kawaii style lends itself to a specific color palette that makes the finished artwork really pop. Here are some tried-and-true tips:

- **Pastel palettes work beautifully** — soft lilac, mint green, baby pink, and sky blue reinforce the gentle kawaii aesthetic better than bright primaries.
- **Make the eyes shine** — leave a tiny white dot uncolored in each eye to create the classic kawaii sparkle. If you have already colored the eyes, add a white gel pen dot on top.
- **Use blush circles on cheeks** — a light pink pencil applied in two small circles on each cheek gives kawaii characters their signature rosy, healthy glow.
- **Contrast the belly and back** — most kawaii dinosaurs have a lighter belly than their back or sides. A pale cream or white on the belly against a green or teal body looks instantly professional.
- **Try rainbow spines** — on pages where the dinosaur has a row of dorsal spines, color each one a different hue for a joyful, eye-catching effect.
- **Print multiple copies** — kawaii pages are so fun that children often want to try different color schemes. Print two or three copies of a favorite page so they can experiment freely.

## Why Kawaii Coloring Pages Are Great for Child Development

Coloring has long been recognized by child development specialists as a valuable activity for young children. Kawaii-style pages offer specific advantages that go beyond standard coloring books.

The large eye regions on kawaii characters require careful, deliberate coloring, which builds fine motor precision. The emotional expressiveness of the characters encourages children to talk about feelings — 'Why is the dinosaur happy? Where is it going?' — supporting language development and emotional literacy. Species-specific pages like the Spinosaurus and Triceratops naturally invite questions about real dinosaurs, creating an easy bridge into science learning. And the inherently positive, non-threatening nature of kawaii art means that even children who feel anxious about making mistakes can relax and enjoy the process.

---

## Where to Find More Free Kawaii Dinosaur Coloring Pages

The pages featured in this article are just a sample of what is available. If your child has fallen in love with the kawaii dinosaur style, the full collection — covering T-Rex, Triceratops, Spinosaurus,

Brachiosaurus, and many more species across dozens of themes and difficulty levels — is available as part of our free [kawaii dinosaur coloring pages](#) library, where every single sheet is completely free to print, with no sign-up and no subscription required. New kawaii designs are added regularly, so it is worth bookmarking for future visits.

---

## Frequently Asked Questions

**Q: What does 'kawaii' mean and where does it come from?**

A: Kawaii is a Japanese word meaning 'cute' or 'adorable.' It originated as part of Japanese pop culture in the 1970s and has since spread worldwide as a recognized aesthetic style characterized by round shapes, big eyes, pastel colors, and cheerful expressions. It appears in stationery, fashion, animation, and — as you see here — coloring pages.

**Q: Are kawaii dinosaur coloring pages suitable for very young children?**

A: Yes. The simplified outlines, large coloring regions, and non-threatening imagery make kawaii pages ideal for toddlers from around age 2. For children under 3, the simplest pages — like the waving dinosaur and the heart page — work best. The more detailed pages, such as the peeking dino and the Triceratops, are better suited to ages 4 and above.

**Q: Can I use these pages for a dinosaur-themed birthday party?**

A: Absolutely. The balloon page and the dancing page are especially well-suited to party activities. Print one per child, set out crayons and markers, and display the finished artwork as party decorations. Children love seeing their work celebrated alongside the festivities.

**Q: What is the best way to display finished kawaii coloring pages?**

A: Laminating finished pages is a great option for preserving them. Alternatively, place them in clip frames or pin them to a dedicated art display wall. For extra fun, photograph the finished artwork and create a digital slideshow or a printed mini book of your child's dinosaur coloring portfolio.

**Q: How many kawaii dinosaur coloring pages are in the full collection?**

A: The collection is continuously growing. New species, seasonal themes (Halloween kawaii dinos, Christmas kawaii dinos), and activity-based designs are added regularly. Visit [DinosaurColorPages.com](#) for the most current and complete selection.

---

## Conclusion

From a waving stegosaurus to a hatching Velociraptor, from a dancing T-Rex under the stars to a Triceratops sniffing a sunflower, these **kawaii dinosaur coloring pages** capture everything that makes this art style so universally loved. They are gentle, joyful, and endlessly colorable — perfect for quiet afternoons at home, classroom breaks, birthday parties, or any moment when a child needs something creative and calming to do.

Print a page today, hand over the crayons, and watch the prehistoric world come alive in pastel pinks, minty greens, and every shade of rainbow in between.